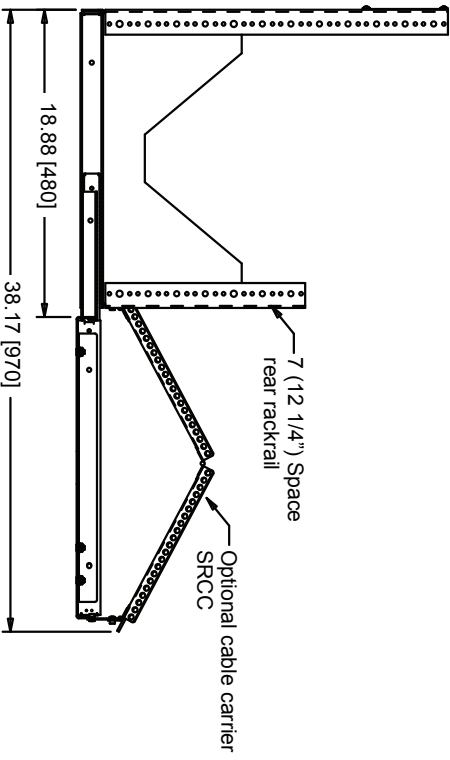
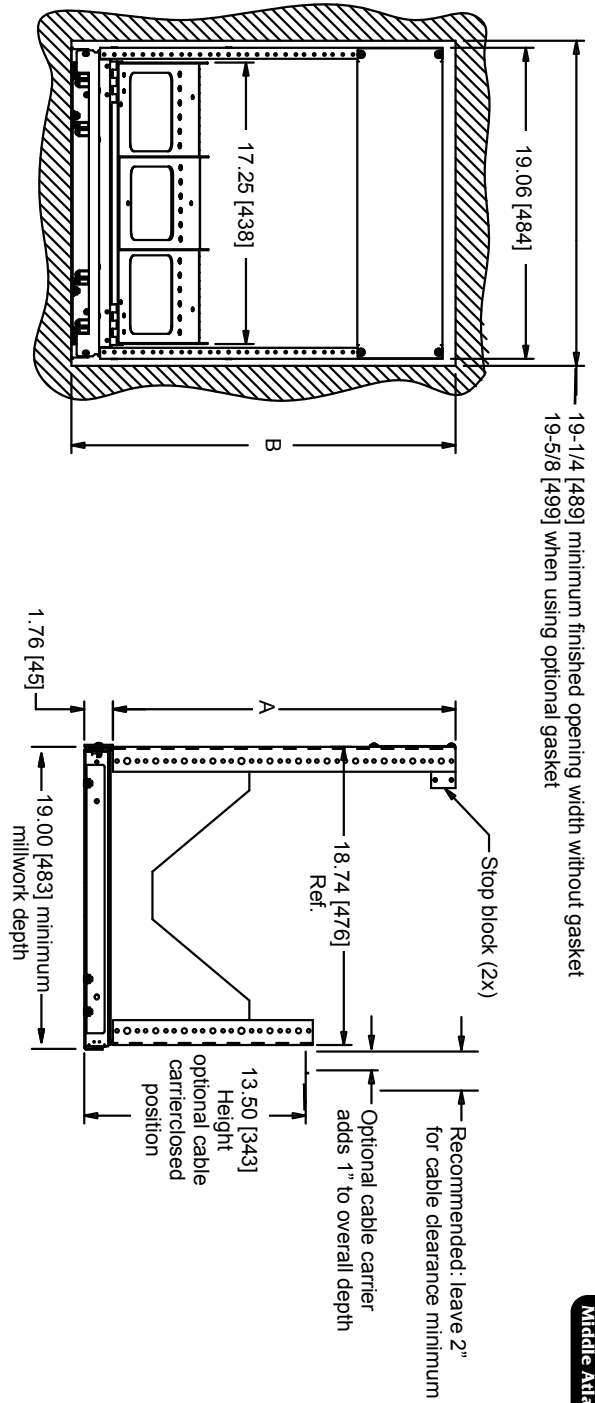




# SRS basic dimensions

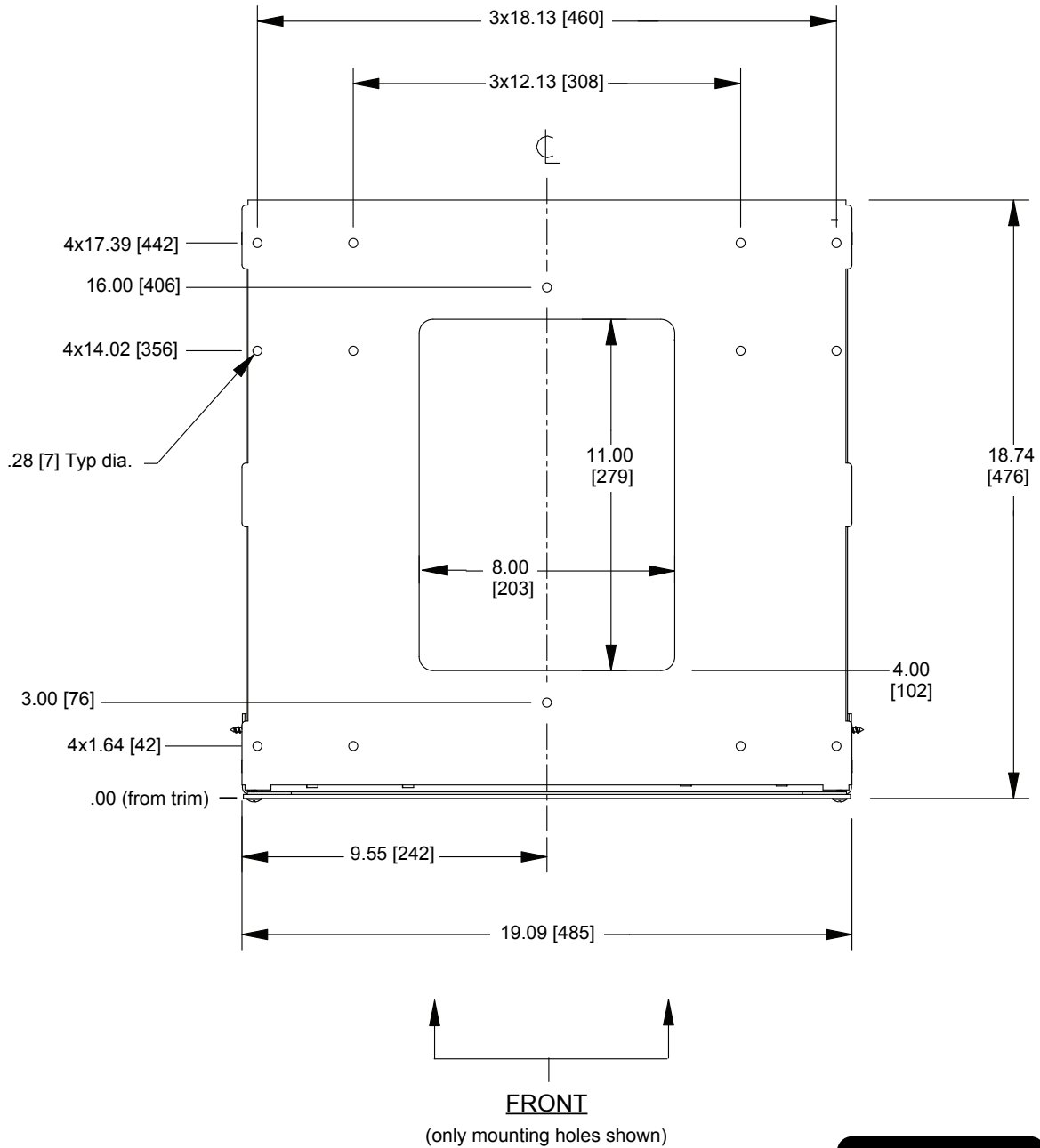


All dimensions in inches [Bracketed dimensions are in millimeters]

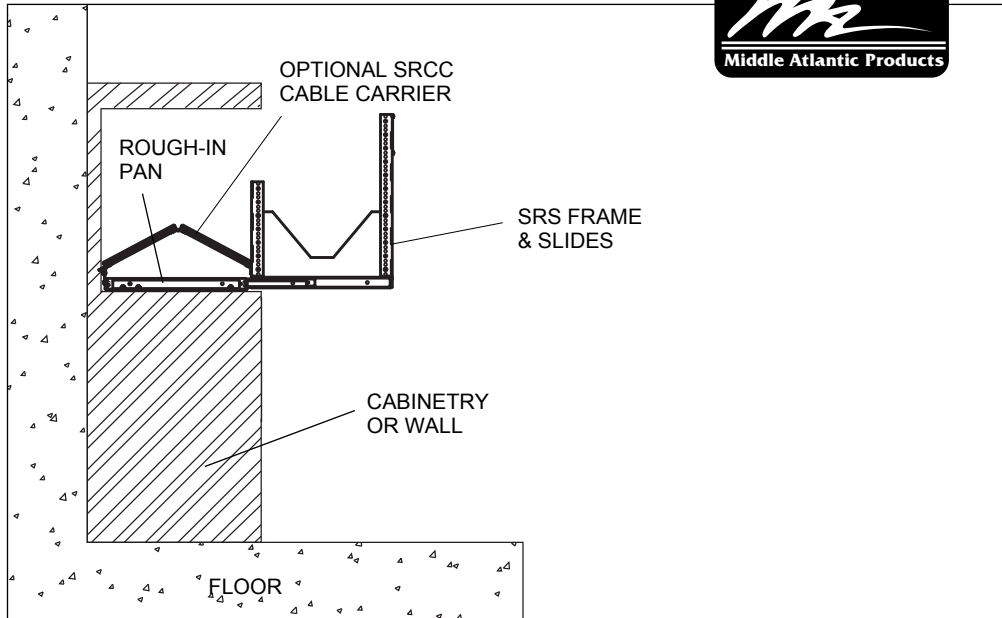
Part #	(A) Useable Rackspaces	(B) Finished Height Opening
SRS2-8/SRS4-8	8	15-7/8 [403]
SRS2-9/SRS4-9	9	17-5/8 [448]
SRS2-10/SRS4-10	10	19-3/8 [492]
SRS2-11/SRS4-11	11	21-1/8 [537]
SRS2-12/SRS4-12	12	22-7/8 [581]
SRS2-13/SRS4-13	13	24-5/8 [625]
SRS2-14/SRS4-14	14	26-3/8 [670]
SRS2-15/SRS4-15	15	28-1/8 [714]
SRS2-16/SRS4-16	16	29-7/8 [759]
SRS2-17/SRS4-17	17	31-5/8 [803]
SRS2-18/SRS4-18	18	33-3/8 [848]
SRS2-19/SRS4-19	19	35-1/8 [892]
SRS2-20/SRS4-20	20	36-7/8 [937]

# SRS Series rough-in pan mounting point locations

All dimensions in inches [Bracketed dimensions in millimeters]



# SRS installed



Part #	Useable Rackspace	Useable Height	Finished Millwork Opening		Min. depth when using optional Cable Carrier*	Weight Capacity
			Height	Min. Depth*		
SRS2-8	8	14 [356]	15-7/8 [404]	19 [483]	20 [508]	125 lbs. [57 kg]
SRS2-9	9	15-3/4 [400]	17-5/8 [448]	19 [483]	20 [508]	125 lbs. [57 kg]
SRS2-10	10	17-1/2 [444]	19-3/8 [492]	19 [483]	20 [508]	125 lbs. [57 kg]
SRS2-11	11	19-1/4 [489]	21-1/8 [536]	19 [483]	20 [508]	125 lbs. [57 kg]
SRS2-12	12	21 [533]	22-7/8 [581]	19 [483]	20 [508]	125 lbs. [57 kg]
SRS2-13	13	22-3/4 [578]	24-5/8 [625]	19 [483]	20 [508]	125 lbs. [57 kg]
SRS2-14	14	24-1/2 [622]	26-3/8 [670]	19 [483]	20 [508]	125 lbs. [57 kg]
SRS2-15	15	26-1/4 [667]	28-1/8 [714]	19 [483]	20 [508]	125 lbs. [57 kg]
SRS2-16	16	28 [711]	29-7/8 [759]	19 [483]	20 [508]	125 lbs. [57 kg]
SRS2-17	17	29-3/4 [756]	31-5/8 [803]	19 [483]	20 [508]	125 lbs. [57 kg]
SRS2-18	18	31-1/2 [800]	33-3/8 [848]	19 [483]	20 [508]	125 lbs. [57 kg]
SRS2-19	19	33-1/4 [844]	35-1/8 [891]	19 [483]	20 [508]	125 lbs. [57 kg]
SRS2-20	20	35 [889]	36-7/8 [937]	19 [483]	20 [508]	125 lbs. [57 kg]
SRS4-8	8	14 [356]	15-7/8 [404]	19 [483]	20 [508]	250 lbs. [113 kg]
SRS4-9	9	15-3/4 [400]	17-5/8 [448]	19 [483]	20 [508]	250 lbs. [113 kg]
SRS4-10	10	17-1/2 [444]	19-3/8 [492]	19 [483]	20 [508]	250 lbs. [113 kg]
SRS4-11	11	19-1/4 [489]	21-1/8 [536]	19 [483]	20 [508]	250 lbs. [113 kg]
SRS4-12	12	21 [533]	22-7/8 [581]	19 [483]	20 [508]	250 lbs. [113 kg]
SRS4-13	13	22-3/4 [578]	24-5/8 [625]	19 [483]	20 [508]	250 lbs. [113 kg]
SRS4-14	14	24-1/2 [622]	26-3/8 [670]	19 [483]	20 [508]	250 lbs. [113 kg]
SRS4-15	15	26-1/4 [667]	28-1/8 [714]	19 [483]	20 [508]	250 lbs. [113 kg]
SRS4-16	16	28 [711]	29-7/8 [759]	19 [483]	20 [508]	250 lbs. [113 kg]
SRS4-17	17	29-3/4 [756]	31-5/8 [803]	19 [483]	20 [508]	250 lbs. [113 kg]
SRS4-18	18	31-1/2 [800]	33-3/8 [848]	19 [483]	20 [508]	250 lbs. [113 kg]
SRS4-19	19	33-1/4 [844]	35-1/8 [891]	19 [483]	20 [508]	250 lbs. [113 kg]
SRS4-20	20	35 [889]	36-7/8 [937]	19 [483]	20 [508]	250 lbs. [113 kg]

**\*NOTE:** Middle Atlantic Products recommends adding an additional 2 inches [51mm] for cable clearance

All dimensions in inches unless otherwise noted [Bracketed dimensions in millimeters unless noted]