



RTI Music / MS-1 & MS-3 Music Streamer Tags

Contents

A. Overview	1
B. MS-1 / MS-3 Music Streamer Tags.....	2
C. Hidden Layers.....	6
D. Tagging the User Interface	7
1.1. Now Playing.....	7
1.2. Transport.....	7
1.3. Browsing.....	8
1.4. Queue & Playlist.....	8
1.5. Favorites.....	9
1.6. Keyboard	9

A. Overview

We have improved the auto-programming process by adding several standard tags for key commands and variables. We have created a glossary of all the standard tags with the corresponding macro and variable definition for your convenience. Please remember that tags are case-sensitive. If you have any questions, please send an email to dealerexperience@rticorp.com.

B. MS-1 / MS-3 Music Streamer Tags

TAG Name	M/V	Macro Usage	Variable Usage
Instance ID	V		Current Player Name
Buffering	V		Displays Busy Status
Display	V		Current Streaming Station
NP Cover	MV	Switches to large Cover Art layer/page	Now Playing Cover Art
NP Cover 2	MV	Switches back to Player layer/page	Now Playing Cover Art
NP Title	V		Now Playing Song Title
NP Artist	V		Now Playing Artist Name
NP Album	V		Now Playing Album Name
NP Station	V		Now Playing Station Name
NP Progress	V		Used with graph to display song progress
NP Duration	V		The length of the song playing in minutes and seconds
NP Elapsed	V		The elapsed time of the current song in minutes and seconds
Play	MV	Play current selection	Button state feedback for Play status
Play/Pause	M	Play/Pause current selection	
Pause	MV	Pause current selection	Button state feedback for Pause status
Stop	MV	Stop current selection	Button state feedback for stop status
Skip Forward	M	Skip forward to the next selection	

TAG Name	M/V	Macro Usage	Variable Usage
Skip Back	M	Skip back to the last selection	
Transport	V		Displays the transport status.
Thumbs Up	M	Like the current selection	
Thumbs Down	M	Dislike the current selection	
Repeat	MV	Toggle through different song repeat modes	Display the current repeat mode status
Repeat 1	MV	Repeat the current song selection	Display the repeat status of the current song selection
Repeat On	MV	Repeat the current Playlist	Display the repeat status of the current Playlist
Repeat Off	MV	Turn off repeat mode	Display repeat status
Shuffle	MV	Toggle through shuffle modes	Display Shuffle Mode Status
Shuffle On	MV	Shuffles all songs in the queue	Display Shuffle On Status
Shuffle Off	MV	Turn off shuffle mode	Display shuffle off status
Shuffle Album	MV	Shuffles current album selection	Display shuffle album status
Target Cover	V		Display the target cover in the current browse list selection
Target Title	V		Displays the target title name for the current browse list selection
Target Artist	V		Displays the target artist for the current browse list selection
Target Album	V		Displays the target album for the current browse list selection
Target Genre	V		Displays the target genre for the current browse list selection
NP Now	M	Play Now and insert into the music queue	

TAG Name	M/V	Macro Usage	Variable Usage
NP Next	M	Play Next (soon) and insert into queue	
NP Add	M	Add to the music queue	
NP Replace	M	Play now and replace the music queue with the current selection	
NP Source	V		Title of Source that is currently playing
Browse	MV	Browse Entries (regular music list)	Select from List (check off highlight and show covers under item list.)
Browse Home	M	Return to the Home location in Browse List	
Browse Back	MV	Move up one level in browse list	Display the current title of the browse list
Queue	MV	Item List Music Queue	Select entry from music queue
Queue Clear	M	Clear the Music Queue	
Queue Count	V		Number of entries in music queue
Queue Index	V		Index of current queue selection
Remove Playlist	M	Delete the selected playlist	
Remove Playlist Item	M	Delete the current selection in the Playlist	
Rename Playlist	M	Rename the Playlist	
Save Playlist	M	Create a Playlist	
Browse Playlists	M	Discrete command for displaying Playlist in browse list	
Preset 1 Img	MV		The dynamic cover art image of Favorite Preset 1

TAG Name	M/V	Macro Usage	Variable Usage
Preset 1	M	Select Favorite Preset 1	
Preset 1 Text	V		Title Information for Favorite Preset 1
Add Preset	M	Saves a Favorite Preset in next logical order	
Remove Preset	M	Removes the selected favorite preset	
Browse Favorites	M	A discrete command for displaying Preset Favorites in the scrolling list.	
KP_1	M	Keyboard Numerical (0-9)	
KP_A	M	Keyboard Alpha (A-Z)	
KP_BUFFER	V		Displays Keypad Text
KP_SHIFT	MV	Shift Keyboard	Keyboard Shift Button State
KP_BACK	M	Delete character in KP_BUFFER	
KP_SPACE	M	Space Keyboard	
Clear	M	Clear KP_BUFFER text	
Enter	M	Enter Keyboard	
Cancel	M	Exit Keyboard	

C. Hidden Layers

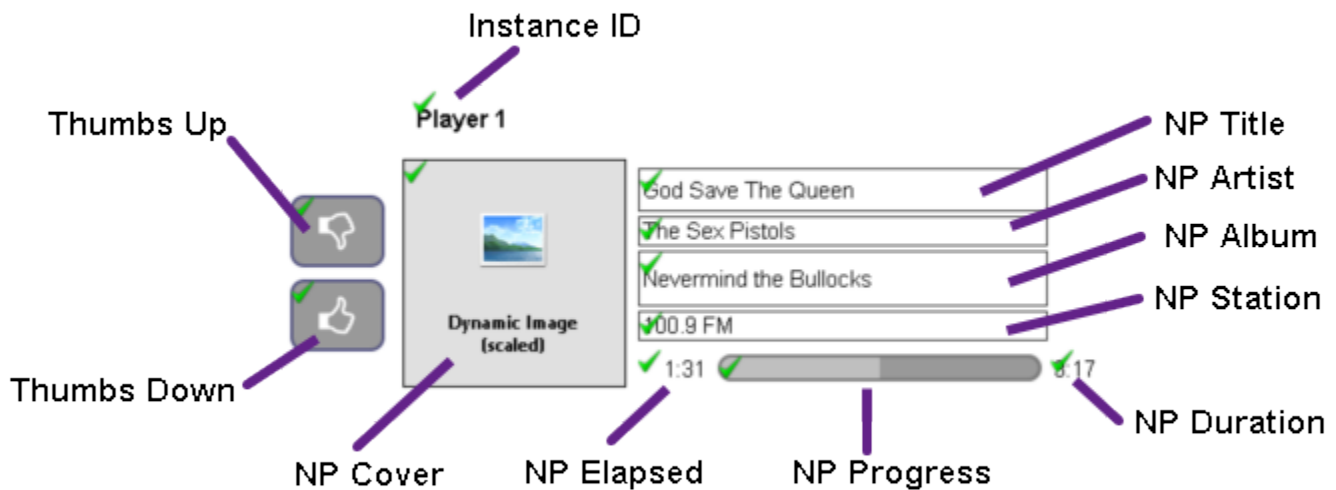
To increase client experience or a busy interface here are some optional suggestions for hidden layers that will display on the interface when necessary. While this is not a complete list of possible hidden layers, these layers are more important than others.

Layer Name	Hidden Variables	Commands & Feedback
Target Can Play Eventually	Library/Target Can Play Eventually	NP Add
Target Can Play Exclusively	Library/Target Can Play Exclusively	NP Now, NP Replace
Target Can Play Soon	Library/Target Can Play Soon	NP Next
Target Can Add Favorite	Library/Target Can Add Favorite	Add Preset
Target Can Delete Favorite	Library/Target Can Remove Favorite	Remove Preset
Player # Can Rate	Player #/Player # Playing	NP Progress, NP Duration, NP Elapsed, Play
Buffering	Player #/Player #/Busy	Buffering
Keyboard	Keyboard/Display	All Keyboard Functions

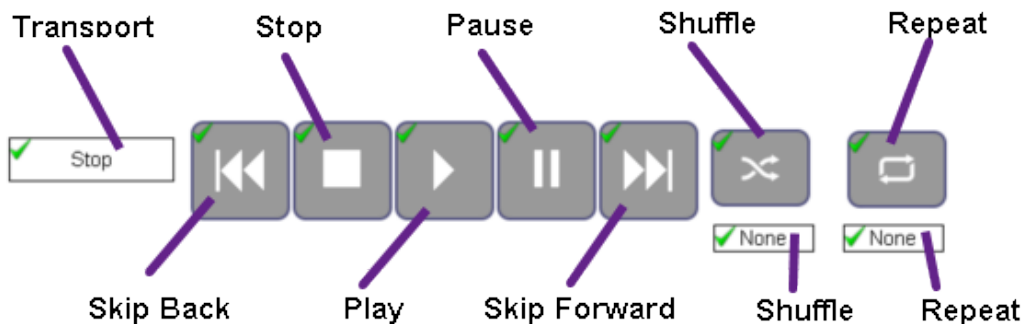
D. Tagging the User Interface

The next section features a look at the different parts of the interface and the commands, feedback, and available tags.

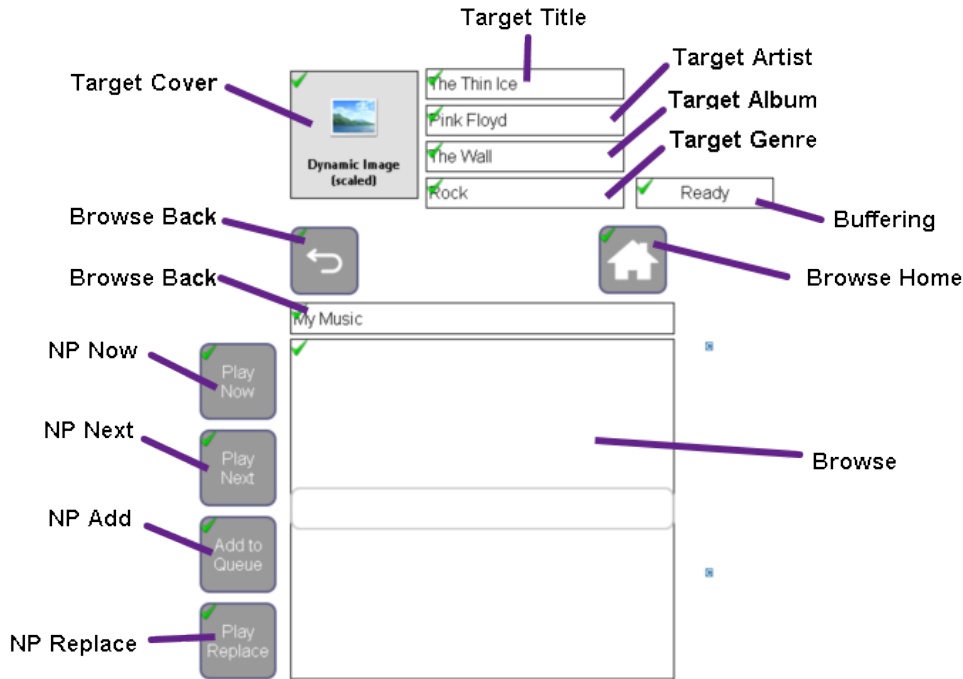
1.1. Now Playing



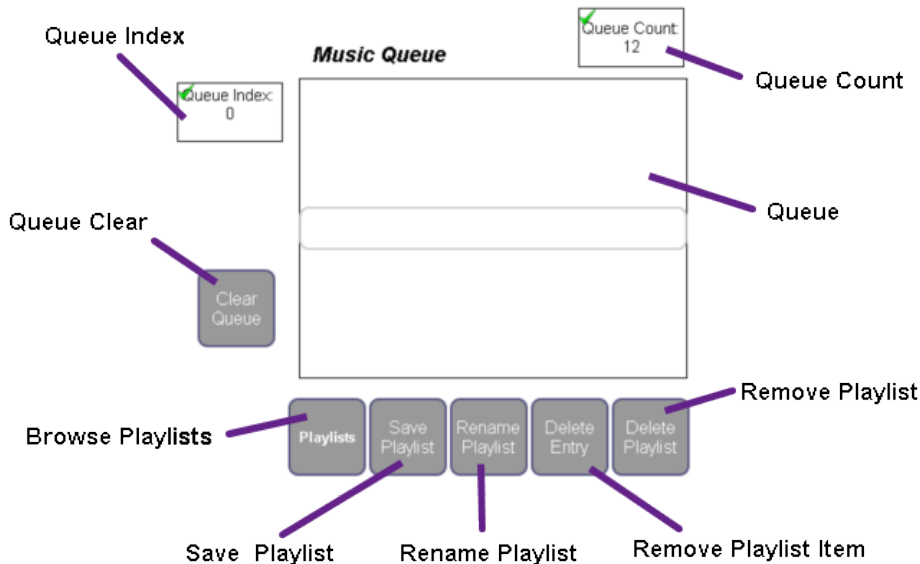
1.2. Transport



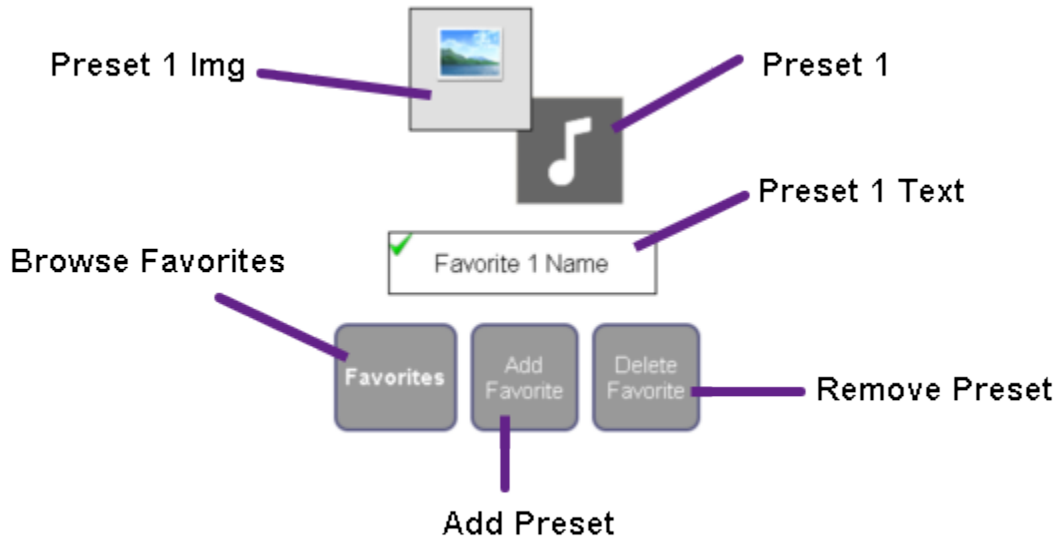
1.3. Browsing



1.4. Queue & Playlist



1.5. Favorites



1.6. Keyboard

